

# USB3-uBF-uBF-V1A

## 1. Description:

USB3-uBF-uBF-V1A is a simple micro USB3.0 Type B Female to micro USB3.0 Type B Female pass-through adapter breakout board. It brings all 10 pins of two micro USB3.0 Type B Female connectors to screw terminal blocks and headers for easy testing, prototyping and breadboard connection.

All 10 pins of the Female connector directly connect to the other Female connector. There is an open circuit between the two VCC pins where you can use a jumper to short it or use the two pins in series to measure DC current. User can also use the two 5 pins headers on both sides of the breakout board to connect to breadboard or prototype PCB.

## 2. Features:

- All 10 pins of two micro USB3.0 Type B Female connectors brought out to headers and screw terminal blocks
- All 10 pins of a micro USB3.0 Type B Female connector directly connect to another micro USB3.0 Type B Female connector.
- Open circuit between VCC pins for measuring current.
- Various connecting method chosen by users.
- 1.0"(25.4mm)X0.8"(20.32mm) board dimensions

## 3. Parts:

- 1) 1pc X USB3-uBF-uBF-V1A PCB
- 2) 2pc X micro USB3.0 Type B Female Connector
- 3) 2pc X 5pin 0.1"(2.54mm) spacing terminal block
- 4) 1pc X 12pin 0.1"(2.54mm) header
- 5) 1pc X 0.1"(2.54mm) spacing jumper




Figure 1: Parts inside the kit  
(Note: the module is not assembled, user can decide which connector to use on the module.)




Figure 2: Example of connecting the USB3-uBF-uBF-V1A on a breadboard (Note: This picture only shows the pins spacing, actual use may not be used on a breadboard)



Figure 3: USB3-uBF-uBF-V1A with headers




Figure 4: USB3-uBF-uBF-V1A with terminal blocks



Figure 5: PCB front with open circuit on VCC pin in series



Figure 6: PCB back with optional Jumper connects Shield to GND

## Related products from eLabGuy:



USB3-uBM-uBF-V1A



USB3-uBF-AF-V1A



USB3-uBF-BF-V1A



USB3-uBF-uBF-V1A